


10 easy steps

to **revolutionise** your business...
the Automatic 'GOTO' Registration System explained

- All screens are pre-registered using the free-standing film positioning unit. Complete with built-in fine line 'LED' guides, this ensures all the film positives are positioned in precisely the same place on all of the screens.
 - Expose all screens in the normal manner. Film positives may be cut to size, avoiding wastage and minimising film costs.
 - A simple push button on the Synchroprint 4000 touch screen display will perform a 'reference drive', ensuring that all the screen holders on the press are starting from exactly the same position, duplicating the film-positioning unit.
 - Load all the screens into the Synchroprint 4000 in the correct order and switch on any flash cure units.
 - Next, take the primary positive (usually the key line) and place it onto the leading pallet, taking care that it is square and in the correct place for the garment. Then simply tape it in place to secure.
 - Move the leading pallet under the first screen by pressing the 'index' button and then press 'up/down' to lower the screen on to the pallet and artwork.
 - Using the six directional motorised movement controls on the print head keypad, position just the first screen ONLY to the artwork. (A little time getting this accurate will pay dividends).
 - Once complete, press the 'GOTO' button and all the remaining screens (irrespective of how many colours) will be driven to exactly the same position by incredibly accurate high-speed step-motors.
- As all the artwork was initially pre-registered - *the job is done!*
- It's then just a matter of loading the squeegees, adding the ink and running a test print/sample.
 - Finally, don't forget to save the job by assigning a 'design name' from the touch screen display. (Again, this is as simple as pressing a few buttons). The Synchroprint 4000 will then record and memorise all the individual screen positions, flood/print speeds and number of strokes required on each individual print head along with the location, power and time settings of any flash cure units used.

An unlimited number of designs may be stored for re-call at any time in the future, making repeat production a breeze!

PS: If you didn't get the films on straight at the pre-registration stage don't worry, you are able to make any fine adjustments at this stage, but don't forget to re-save the design under the same name and the Synchroprint 4000 will automatically overwrite these changes and take them into account every time you re-load that design – *how's that for technology!*



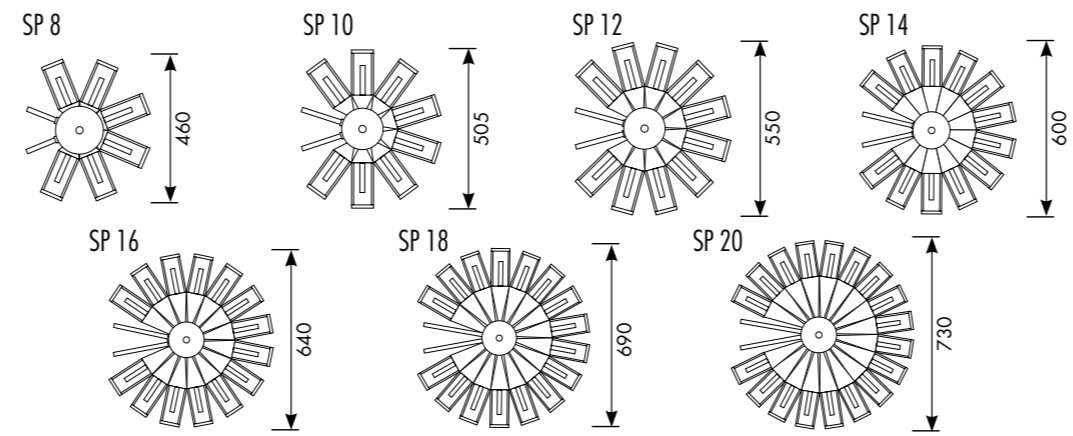
• Precision machined aluminium turntables on every Synchroprint 4000, guaranteed never to warp or twist.



• Optional flash cure units can be easily loaded into any station.



• Optional flocking modules can be installed into any station.



	SP 8	SP 10	SP 12	SP 14	SP 16	SP 18	SP 20
Number of pallets	8	10	12	14	16	18	20
Max. no. of print stations/colours	6	8	10	12	14	16	18
Max. image area (cm/inch)	50 x 70 / 20" x 28"						
medium format (cm/inch)	70 x 100 / 28" x 39" (available in up to 14 stations maximum)						
large format (cm/inch)	80 x 110 / 31" x 43.8"						
jumbo format (cm/inch)	100 x 130 / 38.9" x 50.6"						
Overall diameter (cm/inch)	460 / 181"	505 / 199"	550 / 217"	600 / 236"	640 / 252"	690 / 271"	730 / 287"
medium format (cm/inch)	575 / 226"	620 / 244"	680 / 268"	735 / 289"	n/a	n/a	n/a
large format (cm/inch)	n/a	670 / 260"	740 / 290"	n/a	n/a	n/a	n/a
jumbo format (cm/inch)	n/a	770 / 300"	n/a	n/a	n/a	n/a	n/a
Height of machine (cm/inch)	185 / 72.8"	185 / 72.8"	185 / 72.8"	185 / 72.8"	185 / 72.8"	185 / 72.8"	205 / 81"
Weight of machine (kg/lbs)*	1800 / 3970	2150 / 4740	2300 / 5070	2650 / 5840	3000 / 6615	3350 / 7386	3650 / 8047
Air consumption (l/min.)	500	550	600	650	700	750	800
Air pressure (min)	8 bar / 116 PSI (filtered, dry air supply only)						
Electrical supply	3ph~210/440V, 50/60Hz (+/- 5%)						
Electrical requirement - indexer	2.5 kW						
Electrical requirement - per printhead	0.4 kW						
Max. frame size (cm/inch)	75 x 110 / 30" x 42"						
medium format (cm/inch)	95 x 140 / 37" x 55"						
large format (cm/inch)	105 x 150 / 40.8" x 59.9"						
jumbo format (cm/inch)	125 x 180 / 48.6" x 71.6"						
Production capacity**	900 - 1400 pieces / h (according to model)						

We reserve the right to change specifications without prior notice.
* Total weight (unpacked) with max. number of print stations/colours
** Single print stroke and medium length of stroke

Official Agent/Distributor




Synchroprint 4000 AC Technical Specifications



• english

all things are not created equal...
control the variables with the
Synchroprint 4000



It's pretty tough to replace a world-renowned, ultra-high performance press with one that is even better, but that is just what MHM has done with the introduction of the Synchroprint 4000 AC...

The ultimate in sophistication, combining innovative design along with advanced technology and ease of use, this press will change the way you look at automated screenprinting forever.

Available in 6, 8, 10, 12, 14, 16 & 18 colour models and with more standard features and greater versatility than any other press available, the Synchroprint 4000 AC is the key to unlocking your unlimited creativity.

An endless array of timesaving features and production speeds of up to 1400 pieces per hour combined with unrivalled build quality, incredible registration accuracy and flawless repeatability will transform your productivity to heights previously never thought possible, delivering award-winning image quality with seamless consistency and reliability.

Proven worldwide as the fastest set-up system available, our state-of-the-art automatic 'GOTO' registration system (optional) will revolutionise your set-up procedures as never before. Complete with the ability to store the entire production data for an unlimited number of your most frequent designs including individual screen positions, repeat production will become a pleasure.

Representing a new milestone in technology, the Synchroprint 4000 AC has arrived...



• Smart connection at every station enable flash cure adjustments to be made remotely from the touch screen display, minimising press stoppage.



• AC drive printing heads with linear guidance deliver smooth and consistent print strokes at all speeds and pressures for superior image quality and precise repeatability.
• Drive belts are fully enclosed and shielded from glue, spray, inks and solvents.




• Individual squeegee/floodbar height adjustment.
• Print heads lift to provide an unobstructed view of the image during set-up and ink refill.



• 'Tool-free' front and rear stroke length adjustment - with no wires.
• Independent flood/print speed controls.
• Squeegee pressure regulator on every station.
• Control keypads on every station with all main operator functions.



NB: Enhanced control keypads on all stations including:
• Motorised micro-registration with 6 directional keys allowing fast, precise movement and adjustments (accurate to 0.01mm).
• Digital information display of print head functions including screen positions and flood/print speeds.




• Adjustable screen holders for front or side screen loading.
• Compatible with all frames including Newman™ roller frames.
• Front and rear micro-registration system.
• Mis-loaded 'no-shirt' button on both load/unload stations as standard.



• 'Instant' pallet release from the touch screen display for unbeatable pallet changeover times.
• Multi-directional high speed servo-driven indexing with double index and freewheel capability.
• Super-rigid support arms constructed from 30cm² (12") section extrusion for zero pallet deflection, even print coverage over the entire image area and flawless registration accuracy.



• Full colour touch screen display with simple 'finger-tip' commands for all main operator functions, featuring individual print head controls with multiple print stroke capability, plastisol/waterbased print modes, sequential print start/finish, sample/test print facility, dwell timer, remote flash cure unit programming including pallet 'warm-up' facility, real-time production data and unique picture driven self diagnostic 'help' menu.



• Individual front and rear off-contact adjustment in 1mm increments with fast 'click-type' levers on all stations (optional). Ideal when printing thick inks such as gels or high density.



• Fast single-lever angle adjustment in 5° increments (0-30° range).
• Quick release squeegees/floodbars - 'no clamps'.
• Individual chopper squeegee system with 'park' feature for extended screen life/mesh tension.
• Squeegees compatible with all current MHM models.

• Built-in USB port for online support and 'future proof' software upgrades.
• Centralised off-contact adjustment in 1mm increments, adjacent to the touch-screen display. May be adjusted during production, minimising press stoppage.



Create the right impression with MHM Screenprinting Equipment...